




Cannulated PediGuard®

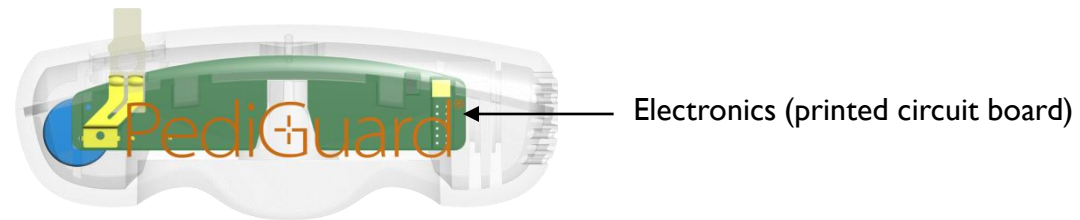
Product Presentation

The **PediGuard®** technology is now available in a cannulated design.

The new **Cannulated PediGuard®** takes the place of the needle and facilitates pilot hole preparation for **accurate screw placement.**



I. Cannulated PediGuard® Handle (ref: P2HE1000)

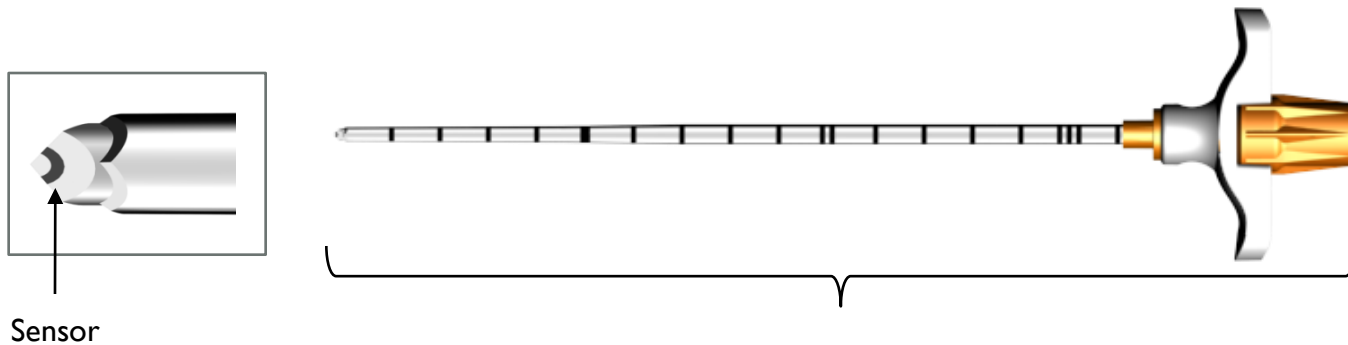


Handle Features:

The Cannulated PediGuard® consists of:

- Detachable handle with electronic circuit board in two layers for:
 - improving surgical access and space
 - optimal visualization during fluoroscopy
- Large handle size and ergonomic shape for enhanced surgeon grip
- LED light and sound openings conveniently located
- “Snap” feature upon handle connection (note: not self-holding)
- Solid handle design allowing for reasonable impaction

2. Cannulated PediGuard® Needle (ref: P2ND1001)

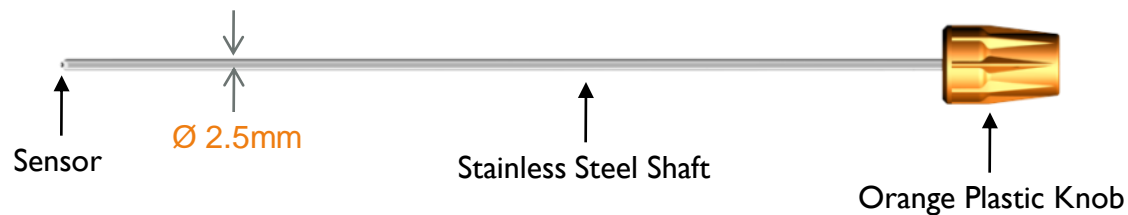


Fully assembled needle comprised of:

1. Cannula

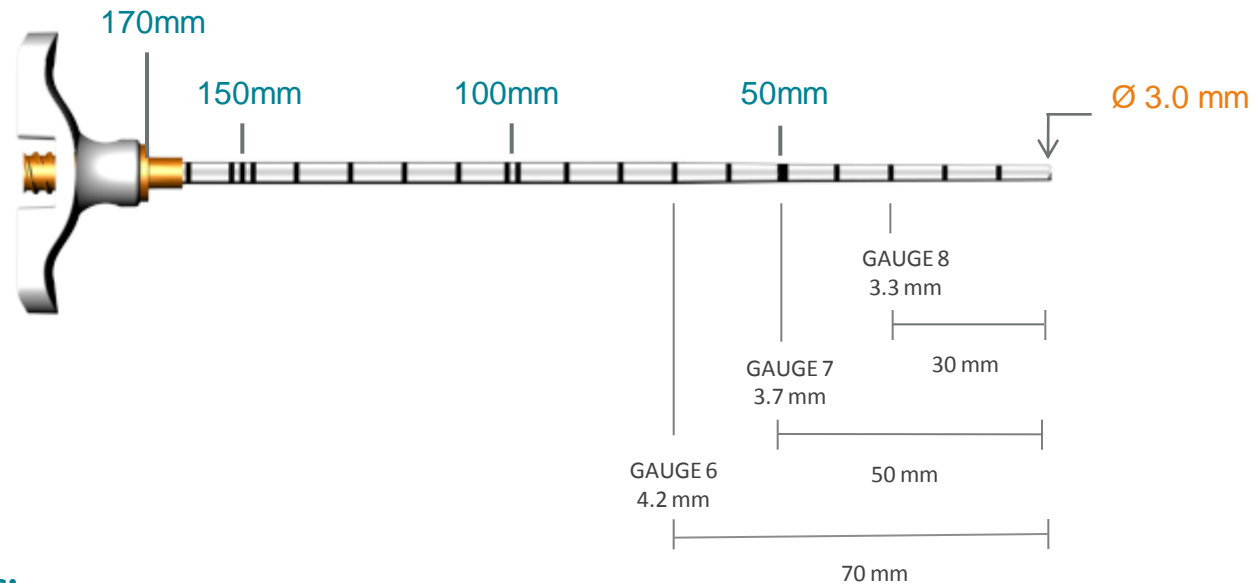


2. Active Stylet



2. Cannulated PediGuard® Needle (cont.)

Cannula Dimensions (approximate)




Needle Features:


- Total length of Cannula is 160mm; this longer length is preferred by surgeons
- Graduated diameter for easy insertion/removal and optimal stiffness
- “Teeth” at Cannula distal tip improves penetration for better bone fixation and grip
- Universal Luer-Lock thread at Cannula handle aids in the insertion and removal of the Stylet
- Low profile on Cannula T-head improves surgeon access and space
- Laser etched length markers every 10mm
- Active Stylet knob features thick walls for better impaction

3. Cannulated PediGuard® Starter Stylets, Bevel and Trocar (ref: P2ST1050 and P2ST1060)

Starter Stylet – Bevel



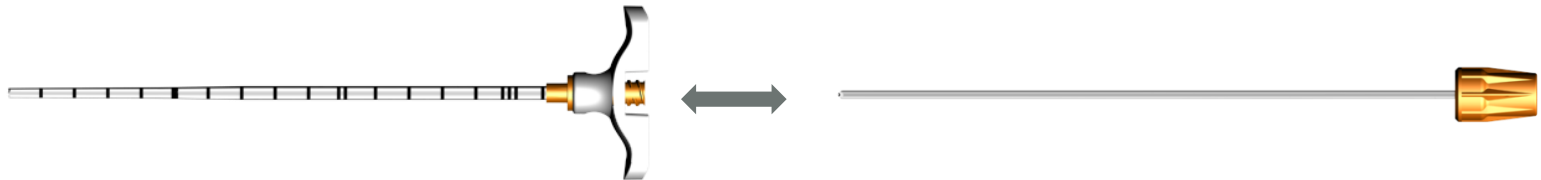
Starter Stylet – Trocar



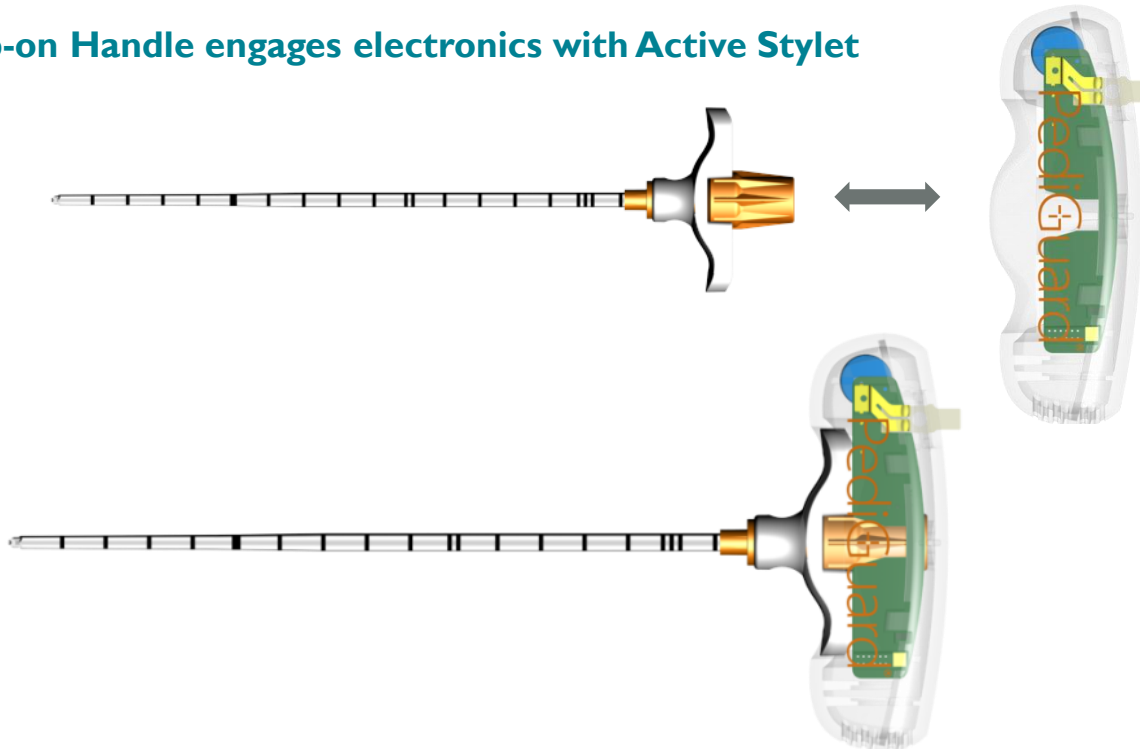
As an OPTION, a Starter Stylet is available with two preferred tips for breaking the cortex at the pedicle entry point. The Starter Stylet is to be replaced with the Active Stylet after initially breaking the cortex.

- Cannulated PediGuard® Starter Stylet - Bevel ref. P2ST1050
- Cannulated PediGuard® Starter Stylet - Trocar ref. P2ST1060

1. Active Stylet is inserted into the Cannula – a luer-lock thread eases insertion



2. Snap-on Handle engages electronics with Active Stylet



The new **Cannulated PediGuard®** offers the following benefits:

- **A cannulated needle equipped with patented **PediGuard®** technology for pedicle screw preparation – “*hear what you cannot see*”**
- Detachable handle with electronic circuit board in two layers for:
 - improving surgical access and space
 - optimal visualization during fluoroscopy
- Graduated diameter needle for easy insertion/removal and optimal stiffness
- “Teeth” at Cannula distal tip improves penetration for better bone fixation and grip

